


Bareos Python Plugins Workshop



Stephan Dühr

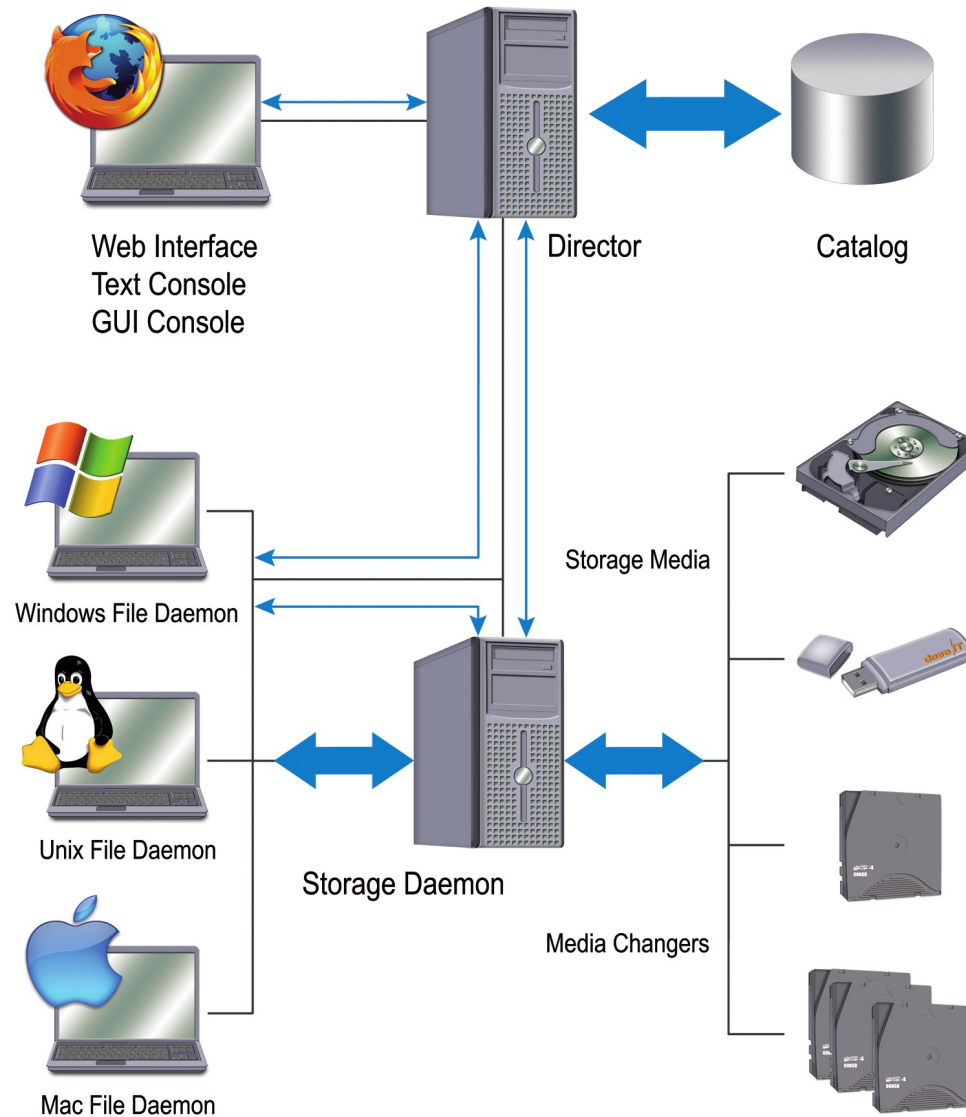
Feb 4, 2016



Agenda

- Bareos architecture and terminology
- Introduction
- Plugin overview (FD, SD, DIR)
- Director Plugin Example: Icinga/Nagios plugin (NSCA-sender)
- Detailed View at FileDaemon Plugins
- FD Plugin Examples
- Director API and usage samples with Python
- Hacking: write your own plugin or extend existing ones
- Discussion of Plugin Ideas, Feedback, Questions
- Slides: <http://download.bareos.org/bareos/people/sduehr/>

Architecture Overview





Why Plugins?

- Extend Bareos functionality
 - Without touching the Bareos code
 - Can react on numerous events (in contrast to pre- and postscripts)
 - Modify Fileset
 - Extra treatment for files
 - Connect to other systems (Monitoring, Ticket, Hypervisors, Cloud, Logging, Indexer i.e. elasticsearch)
 - Application specific actions on backup and restore



New Bareos Python Plugin interface

- Python knowledge wide spread among technical consultants, admins and devops
- Arbitrary Python modules available to handle a large numbers of application / APIs
- Plain Python script for FD / SD / DIR plugins
- For FD additional class based approach, since 15.2 also for SD and DIR
- Need Python version 2.6 or newer
- Uses distribution provided Python packages
- C code already prepared for Python 3.x

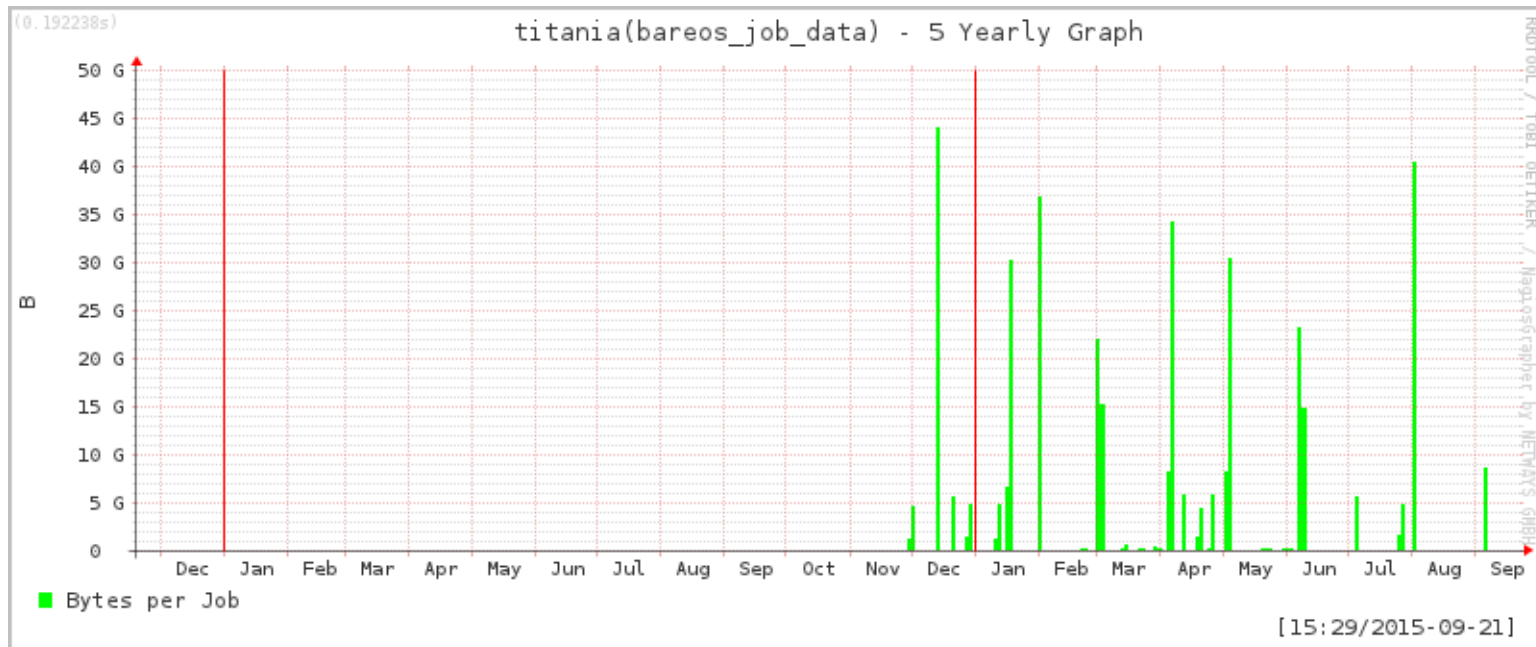


Bareos Python Plugin interface

- Plugins configured via Bareos configuration
Pass plugin options to FD plugins
- Bareos core calls functions from the plugins on defined events
- Plugins can influence the backup process and modify Bareos variables
- Plugin usage must be explicitly enabled:
Plugin Directory = `/usr/lib/bareos/plugins`
Plugin Names = `python`

Director Plugins: NSCA-sender

- Icinga / Nagios NSCA plugin
 - Submits job results and performance data by NSCA right after a job has finished.
 - OK: Bareos job titania-data.2015-09-20_20.05.01_47 on titania-fd with id 19374 level D, 0 errors, 75433922 jobBytes, 24 files terminated with status T





Director Plugins: NSCA-sender

- Icinga / Nagios NSCA plugin configuration as Job directive:

```
Director {  
  Plugin Directory = /usr/lib64/bareos/plugins  
  Plugin Names = "python"  
  ...  
}
```

```
Job {  
  ...  
  DIR Plugin Options="python:module_path=/usr/lib64/bareos/plugins:  
module_name=bareos-dir-nsca-sender:monitorHost=icingahost:  
checkHost=my_bareosFD:checkService=bareos_backup"  
  ...  
}
```

- https://github.com/bareos/bareos-contrib/tree/master/dir-plugins/nagios_icinga

Director Plugins

- Base Class available, that provides basic and derived job information:
 - `self.jobName = bareosdir.GetValue(context, brDirVariable['bDirVarJobName'])`
 - `self.jobLevel = chr(bareosdir.GetValue(context, brDirVariable['bDirVarLevel']))`
 - `self.jobType = bareosdir.GetValue(context, brDirVariable['bDirVarType'])`
 - `self.jobId = int(bareosdir.GetValue(context, brDirVariable['bDirVarJobId']))`
 - `self.jobClient = bareosdir.GetValue(context, brDirVariable['bDirVarClient'])`
 - `self.jobStatus = bareosdir.GetValue(context, brDirVariable['bDirVarJobStatus'])`
 - `self.Priority = bareosdir.GetValue(context, brDirVariable['bDirVarPriority'])`
 - `self.jobPool = bareosdir.GetValue(context, brDirVariable['bDirVarPool'])`
 - `self.jobStorage = bareosdir.GetValue(context, brDirVariable['bDirVarStorage'])`
 - `self.jobMediaType = bareosdir.GetValue(context, brDirVariable['bDirVarMediaType'])`
- Derived information
 - `self.jobTotalTime = self.jobEndTime - self.jobInitTime`
 - `self.jobRunningTime = self.jobEndTime - self.jobRunTime`
 - `self.throughput = self.jobBytes / self.jobRunningTime`



Bareos Basic Install and Setup

- Copy the repo from the provided USB stick to `/var/local/bareos-nightly/Fedora_23/` on your Fedora 23 Test-VM
- Copy `bareos:master.repo` from there to `/etc/yum.repos.d/` and edit as follows:

```
[bareos_master]
name= Backup Archiving Recovery Open Sourced Experimental (Fedora_23)
type=rpm-md
baseurl=file:///var/local/bareos-nightly/Fedora_23
gpgcheck=1
gpgkey=file:///var/local/bareos-nightly/Fedora_23/repodata/repomd.xml.key
enabled=1
```
- If it's not on the USB stick:

```
cd /etc/yum.repos.d
wget http://download.bareos.org/bareos/experimental/nightly/Fedora_23/bareos:master.repo
```

Only 2 MB of packages.
- Or use the Vagrantfile from <https://gist.github.com/sduehr>



Bareos Basic Install and Setup

- Install Bareos
`dnf install bareos bareos-database-postgresql`
- Install and setup PostgreSQL
`dnf install postgresql-server`
`postgresql-setup --initdb`
`systemctl enable postgresql`
`systemctl start postgresql`
- Create Bareos catalog DB
`su - postgres`
`cd /usr/lib/bareos/scripts`
`./create_bareos_database`
`./make_bareos_tables`
`./grant_bareos_privileges`
`exit`
- Enable and start Bareos Services
`systemctl enable bareos-fd; systemctl start bareos-fd; systemctl status bareos-fd`
`systemctl enable bareos-sd; systemctl start bareos-sd; systemctl status bareos-sd`
`systemctl enable bareos-dir; systemctl start bareos-dir; systemctl status bareos-dir`



Bareos Basic Install and Setup

- Check if it works, run a backup:

```
[root@f23bareos1 ~]# bconsole
Connecting to Director f23bareos1:9101
1000 OK: f23bareos1-dir Version: 16.1.0 (02 January 2016)
Enter a period to cancel a command.
*run job=BackupClient1
Using Catalog "MyCatalog"
Run Backup job
JobName: BackupClient1
Level: Incremental
Client: f23bareos1-fd
Format: Native
FileSet: SelfTest
Pool: Incremental (From Job IncPool override)
Storage: File (From Job resource)
When: 2016-01-31 18:52:02
Priority: 10
OK to run? (yes/mod/no): yes
Job queued. JobId=1
You have messages.
*messages
31-Jan 18:52 f23bareos1-dir JobId 1: No prior Full backup Job record found.
31-Jan 18:52 f23bareos1-dir JobId 1: No prior or suitable Full backup found in catalog. Doing FULL
backup.
...
Termination: Backup OK
```



FD Plugins

- how to enable Python Plugins in FD?
- install `bareos-filedaemon-python-plugin`
- in `/etc/bareos/bareos-fd.conf` add or uncomment:

```
FileDaemon {  
    ...  
    Plugin Directory = /usr/lib64/bareos/plugins  
    Plugin Names = python  
    ...  
}
```
- restart FD: `systemctl restart bareos-fd`
- like for SD and Dir Plugins, Plugin Names can be omitted. Then all Plugins matching glob `*-fd.so` will be loaded
- with `Plugin Names = python`, FD will only load `python-fd.so`

FD Plugins

- multiple plugins possible
- the Plugin parameter in Director's FileSet resource determines which python plugin is used with which parameters. Syntax:
`Plugin = python:module_path=<path-to-python-modules>;module_name=<python-module-to-load>;<custom-param1>=<custom-value1>;...`
- `module_path` and `module_name` are mandatory (used by `python-fd.so`)
- anything else is arbitrary, the complete string is passed to the hook function `parse_plugin_definition()`
- two Plugin-Types:
Command-Plugins and Option-Plugins (difference will be explained later)



How to configure and use a FD Plugin

- BareosFdPluginLocalFileset.py is a sample plugin that comes with the bareos-filedaemon-python-plugin package
- add the following to /etc/bareos/bareos-dir.conf:

```
FileSet {
  Name = "test_PyLocalFileset_Set"
  Include {
    Plugin = "python:module_path=/usr/lib64/bareos/plugins:module_name=bareos-fd-
local-fileset:filename=/tmp/filelist"
    Options {
      signature = MD5
      Compression = LZ4
    }
  }
}

Job {
  Name = "test_PyLocalFileset_Job"
  JobDefs = "DefaultJob"
  FileSet = "test_PyLocalFileset_Set"
}
```



How to configure and use a FD Plugin

- add some filenames to /tmp/filelist, eg.
`find /etc/yum.repos.d -type f > /tmp/filelist`
- run bconsole and enter the following:
[root@f23bareos1 ~]# **bconsole**
Connecting to Director f23bareos1:9101
1000 OK: f23bareos1-dir Version: 16.1.0 (02 January 2016)
Enter a period to cancel a command.
***reload**
reloaded
***run job=test_PyLocalFileset_Job**
Using Catalog "MyCatalog"
Run Backup job
JobName: test_PyLocalFileset_Job
Level: Incremental
Client: f23bareos1-fd
Format: Native
FileSet: test_PyLocalFileset_Set
Pool: Incremental (From Job IncPool override)
Storage: File (From Job resource)
When: 2016-02-02 19:00:16
Priority: 10
OK to run? (yes/mod/no): **yes**
Job queued. JobId=2



How to configure and use a FD Plugin

- still in bconsole, look at the job messages

***messages**

```
02-Feb 19:00 f23bareos1-dir JobId 2: No prior Full backup Job record found.
```

```
...
```

```
02-Feb 19:00 f23bareos1-sd JobId 2: Ready to append to end of Volume "Full-0001" size=35659138
```

```
02-Feb 19:00 f23bareos1-fd JobId 2: Starting backup of /etc/yum.repos.d/bareos:master.repo
```

```
...
```

```
Termination: Backup OK
```

- list the files that have been backed up

***list files jobid=2**

Using Catalog "MyCatalog"

```
/etc/yum.repos.d/fedora.repo
```

```
/etc/yum.repos.d/fedora-updates.repo
```

```
/etc/yum.repos.d/bareos:master.repo
```

```
/etc/yum.repos.d/fedora-updates-testing.repo
```

```
/etc/yum.repos.d/fedora-local.repo
```

```
/etc/yum.repos.d/fedora-updates-local.repo
```



How to configure and use a FD Plugin

- run a restore

```
[root@f23bareos1 ~]# bconsole
Connecting to Director f23bareos1:9101
1000 OK: f23bareos1-dir Version: 16.1.0 (02 January 2016)
Enter a period to cancel a command.
*restore
Automatically selected Catalog: MyCatalog
Using Catalog "MyCatalog"
```

First you select one or more JobIds that contain files to be restored. You will be presented several methods of specifying the JobIds. Then you will be allowed to select which files from those JobIds are to be restored.

To select the JobIds, you have the following choices:

- 1: List last 20 Jobs run
- ...
- 5: Select the most recent backup for a client
- ...
- 13: Cancel

```
Select item: (1-13): 5
Automatically selected Client: f23bareos1-fd
The defined FileSet resources are:
  1: SelfTest
  2: test_PyLocalFileset_Set
Select FileSet resource (1-2): 2
```



How to configure and use a FD Plugin

- run a restore

```
Select FileSet resource (1-2): 2
```

```
+-----+-----+-----+-----+-----+-----+
| jobid | level | jobfiles | jobbytes | starttime           | volumename |
+-----+-----+-----+-----+-----+-----+
|      2 | F     |         6 |    2,479 | 2016-02-02 19:00:57 | Full-0001  |
+-----+-----+-----+-----+-----+-----+
```

```
You have selected the following JobId: 2
```

```
Building directory tree for JobId(s) 2 ...
```

```
6 files inserted into the tree.
```

You are now entering file selection mode where you add (mark) and remove (unmark) files to be restored. No files are initially added, unless you used the "all" keyword on the command line.

Enter "done" to leave this mode.

```
cwd is: /
```

```
$ mark *
```

```
6 files marked.
```

```
$ done
```

```
Bootstrap records written to /var/lib/bareos/f23bareos1-dir.restore.1.bsr
```

```
The job will require the following
```

Volume(s)	Storage(s)	SD Device(s)
Full-0001	File	FileStorage

```
Volumes marked with "*" are online.
```

```
6 files selected to be restored.
```



How to configure and use a FD Plugin

- run a restore

6 files selected to be restored.

Using Catalog "MyCatalog"

Run Restore job

JobName: RestoreFiles

Bootstrap: /var/lib/bareos/f23bareos1-dir.restore.1.bsr

Where: /tmp/bareos-restores

Replace: Always

FileSet: Linux All

Backup Client: f23bareos1-fd

Restore Client: f23bareos1-fd

Format: Native

Storage: File

When: 2016-02-03 07:49:08

Catalog: MyCatalog

Priority: 10

Plugin Options: *None*

OK to run? (yes/mod/no): **yes**

Job queued. JobId=6



How to configure and use a FD Plugin

- run a restore

You have messages.

*mes

```
03-Feb 07:49 f23bareos1-dir JobId 6: Start Restore Job RestoreFiles.2016-02-03_07.49.12_04
```

```
03-Feb 07:49 f23bareos1-dir JobId 6: Using Device "FileStorage" to read.
```

```
03-Feb 07:49 f23bareos1-sd JobId 6: Ready to read from volume "Full-0001" on device  
"FileStorage" (/var/lib/bareos/storage).
```

```
03-Feb 07:49 f23bareos1-sd JobId 6: Forward spacing Volume "Full-0001" to file:block  
0:35659138.
```

```
03-Feb 07:49 f23bareos1-sd JobId 6: End of Volume at file 0 on device "FileStorage"  
(/var/lib/bareos/storage), Volume "Full-0001"
```

```
03-Feb 07:49 f23bareos1-sd JobId 6: End of all volumes.
```

```
03-Feb 07:49 f23bareos1-dir JobId 6: Bareos f23bareos1-dir 16.1.0 (02Jan16):
```

```
Build OS: x86_64-redhat-linux-gnu redhat Fedora release 23 (Twenty Three)
```

```
JobId: 6
```

```
Job: RestoreFiles.2016-02-03_07.49.12_04
```

```
Restore Client: f23bareos1-fd
```

```
Start time: 03-Feb-2016 07:49:14
```

```
End time: 03-Feb-2016 07:49:14
```

```
Elapsed time: 0 secs
```

```
Files Expected: 6
```

```
Files Restored: 6
```

```
Bytes Restored: 5,129
```

```
Rate: 0.0 KB/s
```

```
FD Errors: 0
```

```
FD termination status: OK
```

```
SD termination status: OK
```

```
Termination: Restore OK
```



How do FD Plugins work (1)

- When a Job is run, Director passes plugin definition to FD, eg. `module_path=/usr/lib64/bareos/plugins:module_name=bareos-fd`
FD (`python-fd.so`) does the following:
 - instantiates new Python interpreter
 - extends the Python search path with the given `module_path`
 - imports the module given by `module_name` (for the example above, would be `bareos-fd.py`)
 - makes callback functions available for Python, use `import bareosfd` in Python code

How do FD Plugins work (2)

- Constants to be used as callback function parameters are defined in `bareos_fd_consts.py`, use eg.
`from bareos_fd_consts import bJobMessageType, bFileType, bRCs`
in Python code. All defined constants see:
http://regress.bareos.org/doxygen/html/dd/dbb/namespacebareos__fd__consts.html
or
`/usr/lib64/bareos/plugins/bareos_fd_consts.py`
- calls `load_bareos_plugin()` in the python plugin code
- calls `parse_plugin_definition(context, plugindef)` in the python code
 - `plugindef` is the complete string as configured in Director (`Plugin = ...`), to be parsed by python code
- different processing loop depending on type of Plugin (Command/Option)



FD Command-Plugin Configuration

- Command Plugin Configuration in Include section of FileSet Resource in bareos-dir.conf:

```
FileSet {
    Name = "test_PyLocalFileset_Set"
    Include {
        Plugin =
        "python:module_path=/usr/lib64/bareos/plugins:module_name=bareos-fd-local-fileset:filename=/tmp/datafile"
    }
}
```




FD Option-Plugin Configuration

- Option Plugin Configuration in Options section of Include Section of FileSet Resource in bareos-dir.conf:

```
FileSet {
  Name = "test_PyOptionInteract_Set"
  Include {
    File = /data/project_1
    Options {
      Plugin =
"python:module_path=/usr/lib64/bareos/plugins:module_name=bareos-
fd-file-interact"
    }
  }
}
```

- Note: for Option-Plugin must define files to backup using `File = ...` while for Command-Plugin need not



Difference FD Command-/Option-Plugins (1)

- Major Difference:
 - Command-Plugin determines what is being backed up, must also handle Diff/Inc itself
 - Option-Plugin gets which files to backup based on whats configured in Director, Diff/Inc handling done by FD



Difference FD Command-/Option-Plugins (2)

- Command-Plugin processing
 - `start_backup_file(context, savepkt)` must set `savepkt` properties for each file to back up
 - `plugin_io(context, IOP)` must handle IO Operations
 - Backup: `open(r)`, `read`, `close`
 - `end_backup_file(context)`
 - must return `bRCs['bRC_More']` if more files to backup
 - must return `bRCs['bRC_OK']` to finish the looping
 - `handle_backup_file()` is not called



Difference FD Command-/Option-Plugins (3)

- Option-Plugin processing
 - `handle_backup_file(context, savepkt)` called for each file to be processed, `savepkt` defined by FD
 - `plugin_io()` handling in the same manner as for Command-Plugin
 - `start_backup_file()` and `end_backup_file()` are not called



FD Plugins – Callback Functions

- Functions provided by `python-fd.so` that can be called from Python code, enabled by `import bareosfd`
- Complete list:
http://regress.bareos.org/doxygen/html/d5/d0e/python-fd_8h_source.html
- Most important callback functions:
 - `bareosfd.JobMessage()`: Error-/Info-/Warning-Messages
 - are passed to Director, appear in messages and logs
 - `bareosfd.DebugMessage()`: Debug-Messages with numeric level
 - only visible when running FD in debug-mode with `-d <level>`
 - `bareosfd.GetValue()`: used to get variables from FD



FD Plugins – Class Based Approach

- Python FD Plugin can be monolithic
- Better: use classes and inheritance to reuse existing code easier and reduce code redundancy
- To support this approach, the package `bareos-filedaemon-python-plugin` package provides
 - `BareosFdPluginBaseclass.py`
 - Parent Class to inherit from
 - `BareosFdWrapper.py`
 - defines all functions a plugin needs and “wraps” them to the corresponding methods in the plugin class
 - a Plugin entry-point module glues them together

Messaging

- `bareosfd.DebugMessage()`: **Debug only**
 - `bareosfd.DebugMessage(context, level, "message\n");`
 - `context`: used to pass information from core to plugin, don't touch
 - `level`: Debug Level, use `>= 100`
 - **Sample:**

```
bareosfd.DebugMessage(context, 100, "handle_backup_file called with " + str(savepkt) + "\n");
```
 - To see debug output, run FD in foreground:

```
systemctl stop bareos-fd
bareos-fd -f -d 100
```

This would output debug messages of level `<= 100`

Messaging

- `bareosfd.JobMessage()`: Sent to messaging system
 - `bareosfd.JobMessage(context, bJobMessageType, "Message\n");`
 - Type: Controls job result, `M_INFO`, `M_ERROR`, `M_WARNING`, `M_ABORT`
http://regress.bareos.org/doxygen/html/dd/dbb/namespacebareos__fd__consts.html
 - **Sample:**
`bareosfd.JobMessage(context, bJobMessageType['M_INFO'], "Option Plugin file interact on" + savepkt.fname + "\n");`

Return Codes

- Return Codes control processing, no impact on overall job status.
- Depending on context / function
- Use consts:

```
return bRCs['bRC_OK'];  
return bRCs['bRC_Skip']; # skips current file  
return bRCs['bRC_Error']; # error but continue  
return bRCs['bRC_More']; # in end_backup_file, more files to backup  
...
```



FD Plugin: bareos-fd-local-fileset.py

- Reads a local file on fd with filenames to backup
 - Demonstration / template plugin, functionality can be achieved better by fileset configuration:
File = “\\</localfile/on/client”
- Configuration in fileset resource as command plugin (extends fileset):
Plugin = "python:module_path=/usr/lib64/bareos/plugins:module_name=bareos-fd-local-fileset:filename=/tmp/datafile"
- Plugin: /usr/lib64/bareos/plugins/bareos-fd-local-fileset.py
Code excerpt:

```
import bareos_fd_consts
import BareosFdWrapper
from BareosFdWrapper import *
import BareosFdPluginLocalFileset
def load_bareos_plugin(context, plugindef):
    BareosFdWrapper.bareos_fd_plugin_object = \
        BareosFdPluginLocalFileset.BareosFdPluginLocalFileset(
            context, plugindef)
    return bareos_fd_consts.bRCs['bRC_OK']
```
- Rest is done in class BareosFdPluginLocalFileset



BareosFdPluginLocalFileset

- Class inherits from BareosFdPluginBaseclass
- Method `parse_plugin_definition()`
Parses the options, filename is mandatory
Reads filenames from file into array
`self.files_to_backup`
- Method `start_backup_file()` asks plugin, if there is anything to backup, sets `savepkt`:

```
file_to_backup = self.files_to_backup.pop();
savepkt.fname = file_to_backup;
savepkt.type = bFileType['FT_REG'];
return bRCs['bRC_OK'];
```

- Method `end_backup_file()` called to ask plugin if there is more to backup:

```
if self.files_to_backup:
    # there is more to backup, go to start_backup_file again
    return bRCs['bRC_More'];
else
    # no more to backup from this plugin, done
    return bRCs['bRC_OK'];
```

- Basic IO operations covered in base class
 - Method `plugin_io handles()` file read / write operations



BareosFdPluginLocalFileset

- For restore: some more things to do
 - Directories have to be created

```
def create_file (self, context, restorepkt):
    FNAME = restorepkt.ofname;
    dirname = os.path.dirname (FNAME);
    if not os.path.exists(dirname):
        os.makedirs(dirname);
    if restorepkt.type == bFileType['FT_REG']:
        open (FNAME, 'wb').close();
        restorepkt.create_status = bCFs['CF_EXTRACT'];
    return bRCs['bRC_OK'];
```
 - Similar in method `plugin_io()` for writing
- Overload this method in your class, if you need different handling



MySQL Plugin

- FD Plugin for MySQL Backup contributed by Evan Felix (<https://github.com/karcaw>)
- Available at <https://github.com/bareos/bareos-contrib/tree/master/fd-plugins/mysql-python>
- Package available at <http://download.bareos.org/bareos/contrib/>
- runs `mysql -B -N -e 'show databases'` to get the list of databases to back up or use databases specified by option `db`
- runs `mysqldump %s --events --single-transaction` for each database, using `subprocess.Popen()` (pipe)
- `plugin_io()` reads the pipe, no temporary local disk space needed for the dump
- Restore to dumpfile



MySQL Plugin

- Configuration in Fileset-Include resource:
Plugin= "python:module_path=/usr/lib64/bareos/plugins:
module_name=bareos-fd-mysql:db=test,mysql"
- More options with default settings:
 - mysqlhost = localhost
 - Dumpoptions = --events --single-transaction
 - drop_and_recreate = true
Adds --add-drop-database --databases to mysqldump options
 - mysqluser = <bareos-fd user (root)>
 - mysqlpassword =
 - dumpbinary = mysqldump
- Possible enhancements:
 - add restore-option to directly pipe data into mysql instead of creating a dump file



Bareos Director API

- Python-bareos
 - Source:
<https://github.com/bareos/python-bareos>
 - Packages:
<http://download.bareos.org/bareos/contrib/>
- Use Bconsole commands from Python



Calling Director Commands

- `import bareos.bsock`
- `password=bareos.bsock.Password('bareos')`
- `bsock=bareos.bsock.BSock(address='localhost', name='admin', password=password)`
- `print bsock.call("list clients")`



Python “bconsole”

- `import bareos.bsock`
- `password=bareos.bsock.Password('bareos')`
- `bsock=bareos.bsock.BSock(address='localhost', name='admin', password=password)`
- `bsock.interactive()`

API JSON

- On bsonsole, run
`.api json`
- Commands will return JSON output.
- Output is oriented on JSON-RPC
- See Bareos Developer Guide :
<http://doc.bareos.org/master/html/bareos-developer-guide.html#api-mode-2-json>



Director Commands: JSON

- `import bareos.bsock`
- `password=bareos.bsock.Password('bareos')`
- `bsock=bareos.bsock.BSockJson(address='localhost', name='admin', password=password)`
- `bsock.call('list pools')`



Examples

- `bconsole-json.py --name admin -p bareos localhost`
- `mkdir /tmp/bareosfs`
- `bareos-fuse.py -o address=localhost,name=bareosfs,password=bareosfs /tmp/bareosfs`
- as root:
 - `mount -t bareosfs -o address=localhost,name=bareosfs,password=bareosfs fuse /mnt`

Extend bareosfs

- Create a directory, that shows all jobs that have failed in the last 24 hours:
- `/usr/lib/python2.7/site-packages/bareos/fuse/node/jobs.py`
- In `do_update(self)` add the line

```
self.add_subnode(JobsList,  
"mydirectory", "jobstatus=E days=1")
```
- `remount`

Live Hacking

- If you want, group together (2/3 people per group)
- Get one of the existing plugins up and running
- Extend existing plugin, e.g.
 - Mysql: make databases to backup configurable, gzip optional, restore directly to db optional
 - Local Fileset plugin: directories, optionally include / exclude files belonging to a specific user
- Or just run some tests, study the code

Live Hacking

- More ideas:
 - FD command plugin: backup user accounts (eg. using getent passwd, getent shadow), allow restore of single user account
 - FD option plugin: pass files to elasticsearch for indexing plus backup meta information
 - FD option plugin: create local log for every file in backup with timestamp and checksum
 - FD option plugin: gpg encrypt every file on the fly
 - Director plugin: connect to ticket system (otrs, rt)
 - Your own idea



Live Hacking: MySQL Plugin

- Get existing plugin up and running
 - Test backup and restore of a database
- Add an option to restore directly to database
 - Add option `directRestore`, if set to “yes” as restore Plugin option, restore should go into Database instead of plain dump file

Plugin Options:

```
python:module_path=/usr/lib64/bareos/plugins:module_name=bareos-fd-mysql:directRestore=yes
```



Live Hacking: MySQL Plugin

- Guide
 - Add method `create_file`, which is called during restore
 - Direct restore set to NO:
 - Call method from super class
 - Otherwise:
 - Get database name from restore filename (`restorepkt.ofname`)



Live Hacking: MySQL Plugin

- Guide
 - Modify method `plugin_io()`
 - Direct restore set to NO:
 - Call method from super class
 - Otherwise:
 - Case `bIOPS['IO_OPEN']`:
 - Open stream to mysql with a subprocess
 - Case `bIOPS['IO_WRITE']`:
 - Write `IOP.buf` to stream / mysql command



Live Hacking: MySQL Plugin

- Guide
 - Consider exception and error handling
 - Cleanup:
 - Implement method `end_restore_file()`: close stream / subprocess and catch messages, see `end_backup_file()` for reference.
 - Code Cleanup:
 - Use `flake8 --max-line-length=100` and fix the code to comply with it
 - Test / Document
 - Publish
 - Make a fork of <https://github.com/bareos/bareos-contrib> and propose a patch

More Plugin Ideas

- More ideas – application specific plugins
 - oVirt/RHEV:
 - we will start soon working on using http://www.ovirt.org/Features/Backup-Restore_API_Integration
 - Snapshot based KVM (some ideas next slide)
 - IMAP / Cyrus: restore to specific mailbox directory
 - Open Xchange (backup / restore of single objects)
 - Kolab
 - other SQL or NoSQL Databases
 - Docker?
 - Pets vs. Cattle: Is there anything to do for backup?
 - Other applications?

More Plugin Ideas

- Ideas regarding KVM Backup
 - KVM/qemu has nothing like VMware CBT
 - Proposals like <http://wiki.qemu.org/Features/Livebackup> have never been completed/accepted
 - a CBT-like approach using external QCOW2 snapshots/overlays could be derived from <https://kashyapc.fedorapeople.org/virt/lc-2012/snapshots-handout.html>
 - Guest-Agent quiescing actions should be looked at
 - Performance impact of overlay chaining?
 - But now there's <http://wiki.qemu.org/Features/IncrementalBackup>



Contact and links

- Website: <http://www.bareos.org>
- Documentation: <http://doc.bareos.org>
- Package Repos: <http://download.bareos.org/bareos/>
- All Bareos GitHub Repositories: <https://github.com/bareos>
- GIT Bareos contrib for plugins: <https://github.com/bareos/bareos-contrib>
- Mailinglists: see <https://www.bareos.org/en/open-source.html>
- Bugtracker: <https://bugs.bareos.org>
 - Please read <https://www.bareos.org/en/HOWTO/articles/how-to-create-a-bugreport.html>
- Thesis Proposals: <https://www.bareos.org/en/thesis-proposals.html>
- Open Source Backup Conference: <http://osbconf.org/> next time end of September 2016
 - also has an archive with slides and videos from previous years
- Subscriptions, Support, References, Partner:
<http://www.bareos.com>